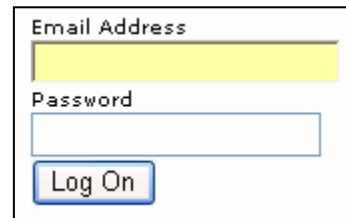
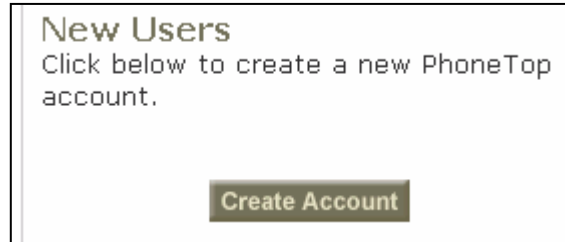
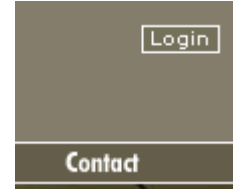


To obtain evaluation versions of PhoneTop® software, follow these steps:

1. Browse to <http://www.phonetop.com>
2. Click on the **Login** button on the upper right-hand corner of the screen:
3. Click on the **Create Account** button for new users:
4. Complete the short questionnaire and click on the Submit button when finished. (Please remember your password as you will need it later when it is time to download the software.)
5. After a short period you will receive an email informing you that you have been granted access to the evaluation software.
6. Return to <http://www.phonetop.com>
7. Click on the **Login** button on the upper right-hand corner of the screen:
8. Enter in your email address and password and click on the **Log On** button:
9. You will now have access to the download area.



If you need assistance, please contact us as support@phonetop.com.